

# Lighting Console CHECKLIST

## Console Settings

- Make yourself comfortable
- Create a new show
- Network Setup
- Wing/Monitor Setup
- Set Universes
- Set Layout
- Set Prog Mode
- Save Show

10%

## Patch

- Check Personality File
- Check feature parameters
- Patch
- Number Fixture
- Create Groups
- Save Show
- Send Patch to the Head  
of Lighting Technicians

25%

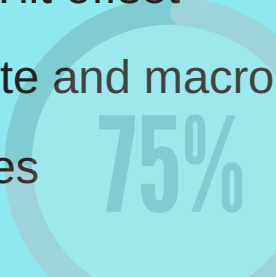
## Palette

- Color
- Shutter/Strobo
- Zoom
- Iris
- Prism
- Prism Rotation
- Focus
- Gobos
- Gobos Rotation
- Frame
- \_\_\_\_\_
- \_\_\_\_\_
- \_\_\_\_\_
- \_\_\_\_\_
- \_\_\_\_\_
- Positions
- Save Show


50%

# Lighting Console CHECKLIST

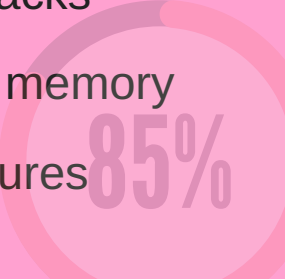
## On Location

- Load the show
  - Lamp On fixtures
  - Check fixtures
  - Check Pan/Tilt inversion
  - Check Pan/Tilt offset
  - Check Palette and macro
  - Focus fixtures
  - Save Show
- 

## Before Show

- Lamp on fixtures
  - Check fixtures
  - Check color palette
  - Check beam palette
  - Check focus positions
  - Check cue lists
  - Lock the console
  - Save Show
- 

## Programming

- Make yourself comfortable
  - Locate all fixtures
  - Clear programmer
  - Start programming
  - Name cue stacks
  - Name single memory
  - Lamp Off fixtures
  - Save Show
- 

## After show

- Lamp off fixtures
  - Turn Off console
  - Clean console
  - Cover console
  - Close console
  - Take your money
  - Relax
- 